

From our *Principal*

16th February 2018

Dear Parents and Carers,

Honestly, skip my introduction and turn straight to Green Block news—Jared has me pumped and ready to go with his terrific summary to date and excitement for the year!

For those of you kindly still reading, we've had a beautiful start to the year. We have opened a new block, created three new classes, welcomed staff members Donna, Meredith, Naomi, Nathan, and Natasha on class, and Elisha and Angela in the office. The school feels bigger and busier, but I am thrilled with the way each and every class is settled into learning—well done all, especially all our kindies!

Communication Support

We are very fortunate to use some funding to employ Betty, a speech pathologist, who is supported by students from Macquarie University. Betty's role is to assist teachers in developing communication skills for students. In the course of this support, Betty may be interacting with your child, but will not be creating a speech program. If you do not wish your child to be involved, please inform the school office.

Shade and the P&C

Our new shade sails look amazing and have had a big impact on our ability to use the play equipment! Big thank you to the P&C for successfully securing the funds. We are now looking towards putting more sails in other key areas. P&C meets fortnightly – our next meeting is 28th February at 9.30am. Come along for a chat – the most important part of the meeting is to provide support amongst the community.

Therapy and the NDIS

Last year, we were provided with guidelines for therapy in schools. There are specific actions that have to be followed, no therapists can come to school without a written request from parents. Our Learning and Support Team will consider every request, but the therapy must support educational goals. Please also remember that school is mandatory for all children from 6-17 years, from 9am-3pm daily, and there are mandatory guidelines with curriculum content.

Please be patient, and understand that all requests may not be accommodated. If each student has a request for one therapist, that's 70 people to induct into the school and ensure that learning goals are complimented, two therapists would entail 140 people, and so on. This is taking time and the learning needs of all students need to be considered before any therapy starts in school.

Swimming Scheme

Swimming starts on Monday for our primary students – thank you to all who returned their notes on time. We have organised a complex roster to ensure quality tuition for all those who are participating.

Looking forward to seeing you on our information evening on 6th March – further details next week.

Have a great weekend,

Julie

From our Office

Welcome back to our families for 2018. It has been lovely to see your smiling faces come and visit us each day again.

We have quite a few things for you this issue so we thank you in advance for your support with these.

If you could check them out on the following pages, complete and return anything that is applicable to you and your family

- **PERMISSION TO PUBLISH**– Page 5-
- **CHANGE OF DETAILS**- Page 8
- **RECEIVING NEWSLETTER VIA EMAIL**-Page 8

SKOOLBAG APP– how to instructions are on Page 11.

we are very close to posting articles on our app, so now it's time for you to download the app to your phones and receive our important alerts. Enjoy!

SCHOOL FEES: Thank you to those families who have

attempted to pay their school fees. We will be forwarding the statements out very shortly. You will be able to pay at our office or online through **POP**– instructions Page-7. Office hours for payments are 9am-2:30pm. Please note 2017 fees which have been unpaid will carry forward and will be added to 2018 statements. If you have not paid 2017 and find it difficult to pay please visit us in the office to discuss further.


OFFICE STAFF: We have two new ladies to our office this year, Angela, Mon– Wed and Elisha Thurs-Fri, both wonderful ladies, please feel free to introduce yourself next time you are in.

FINALLY– it's a boy!!!!



Bec gave birth to a healthy little boy named Tatum during the holidays. Both Mum & Bub doing well.

Kisane Elisha & Angela



HOMEBASE BLUE

Welcome to Blue Block News

Blue Block – Term 1, Week 3 Newsletter

Who can believe it is Week 3 already? All students in Blue Block have settled back into the school routine with a giggle and a smile. Despite small confusions at the start of the term (many students wanted to follow their teachers from last year to their new classrooms!) all classes in Blue Block are up and running, full of activity and excitement. It has been especially wonderful to see students continuing their friendships from last year, as well as making new friends. All staff have noticed how the social interaction skills of Blue Block have blossomed this year – every day we see the students seeking each other out to communicate, play games and have fun.

Term 1 is going to be a big term for Blue Block. Next week Swim Scheme starts – all of the students are very excited for this. Many are already eagerly expressing their desire to go swimming, with some students consistently showing the “swimming pool” Picture Communication Symbol (PCS) to their teachers! Remember to ensure that you have signed your child’s permission note and returned it to school so that your child can participate. It is also important to have everything your child needs for swimming ready – don’t forget those special swim nappies if they are needed! After Swim Scheme Blue Block will participate in Dr Seuss Day and Harmony Day...more information to come!

This semester, Blue Block will be learning lots of interesting things. We will explore Aboriginal perspectives in literature; patterns; sea animals; road safety; and transport, just to name a few. Blue Block should be congratulated on their work ethic – staff are very excited to see so many students spending their free time looking for more work! Remember to sign up for Seesaw so you can get an inside look into what the students are learning in the classroom. If you need help signing up, please ask class teacher for assistance!

We look forward to a wonderful term!

- Deb, Kimberley, Kylie, Jess, Kerry G. and Shania



Reminder: Swim program begins Monday 19th February until Friday 2nd March for participating students.

HOME BASE YELLOW

Welcome to Yellow Block News

Welcome to our new Kindergarten students, we are settling in well and getting used to school routines.

We have now started our key learning areas – Science (Sea Animals), Geography (My Place) and for PDHPE looking at Road Safety. We also have a Dreamtime focus for Literacy and Patterns for Numeracy.

Everyone is trying hard and has had fun showing their creative skills - constructing block towers, playing sport, making puzzles and using the interactive whiteboard. Well done Yellow Block!

Keep up the fantastic work, Yellow Block!



Reminder: Swim program begins Monday 19th February until Friday 2nd March for participating students.



HOME BASE ORANGE

Orange Block

Everyone in Orange Block has settled in to school and class routines. We have welcomed three new students to our school – La-Tarni, Andrew and Ryan, and we are happy to have them join us in Orange Block. We also say welcome to Naomi who is teaching Orange 12 and has just joined us at Fernhill.

Orange 12 have been working on making patterns and developing fine motor skills with some fun activities.

In literacy Orange 9 are studying fairytales. We started with The Gingerbread Man and so we made gingerbread men and ate them like the fox did. It was fun mixing the ingredients, rolling out the dough, cutting out the gingerbread men, and cooking them. When they were done we decorated them with icing and m & m's. We all tried some and they were very yummy. We have also read The Three Little Pigs and wrote some sentences about our favourite thing in the story.

Alison, Tania, Nadine, Naoimi & Vicki



Reminder: Swim program begins Monday 19th February until Friday 2nd March for participating students.



HOMEBASE GREEN

A message from this week's student author

Newsletter Article—Week 3

2018 is here, everybody! After a successful first year of operation, Fern Hill is open for the school year, and alongside the return of our students, those learners have got a lot to look forward to this year, because the school is going to add a lot of new kids to the Glenmore Park gang.

Green block back

Not only is the Green block here for the second time in a row, but the total number of classrooms have expanded to 3, with the addition of Green 15. We got a new teacher, Nathan, plus the moving of some of our students to the new classroom, and even the new students. which will be just as great as our current children.

This term, we are playing football, or soccer, and we are leaning to kick the ball, and score goals, and some other things! Soccer is a big sport all around the world, and we are glad to add it to our family.

We have also been learning to make things. Take Cooking for example. We've made tacos, cupcakes, and garlic bread. Over the next few weeks, we will cook mini pizzas, sausage rolls, and pancakes.

All of the blocks are doing English and Maths work, they're learning to make sentences, and use money to buy things. Green 15 are learning about history, musical evolution, and public and private places.

There is no doubt that 2018 will be a great year for the school, and we are working hard to make it happen. Like everybody in the Solar System, we are literally excited!

STUDENT *Jared Mcdougall* Green 15



Reminder: Swim program begins Monday 19th February until Friday 2nd March for participating students.

General Permission to Publish and disclose information

Dear Parent/ Caregiver,
I am seeking your permission to allow the school/Department of Education and Communities to publish and/or disclose information about your child for the purposes of sharing his/her experiences with other students, informing the school and broader community about school and student activities and recording student participation in noteworthy projects or community service.

This information may include your child’s name, age, class and information collected at school such as photographs, sound and visual recordings of your child, your child’s work and expressions of opinion such as in interactive media.

The communications in which your child’s information may be published or disclosed include but are not limited to:
Public websites of the Department of Education and Communities including the school website, the Department of Education and Communities intranet (staff only), blogs and wikis
Department of Education and Communities publications including the school newsletter, annual school magazine and school report, promotional material published in print and electronically including on the Department’s websites
Official Department and school social media accounts on networks such as YouTube, Facebook and Twitter
Local and metropolitan newspapers and magazines and other media outlets

Parents should be aware that when information is published on public websites and social media channels, it can be discoverable online for a number of years, if not permanently. Search engines may also cache or retain copies of published information. Published information can also be linked to by third parties.

Please complete the permission slip and return to the school by Thursday 1st March.

Yours sincerely

Julie Raciborska
Principal
Fernhill School

Permission to Publish

I have read this permission to publish and:

- Tick the appropriate box*
☐ **I give permission**
☐ **I do not give permission**

to the school/Department of Education and Communities to publish information about my child as described above, including in publicly accessible communications.

This signed permission remains effective until I advise the school otherwise.

Child’s name:

Parent/carer/caregiver’s name:

Parent/carer/caregiver signature: Date:

PAYING SCHOOL FEES-WHY NOT PAY ONLINE

\$ Make a Payment on Line

It is now possible for parents to make online payments to the school for amounts owing for students, via a secure payment page hosted by Westpac. Payments can be made using either a Visa or MasterCard credit or debit card, [and can be made via computer, tablet or mobile phone](#). The payment page is accessed from the front page of the schools website by selecting \$ Make a payment

Items that can be paid include voluntary school contributions, subject contributions, excursions, sales to students and creative and practical arts activities (these include band, drama and dance). There is also a category called 'Other' this to cover items not covered in the previous headings, Other can be used to make a complete payment of a school invoice.

When you access the \$ Make a payment you must enter:

- the students name, and
- class and reference number OR
- the students name, and
- date of birth.

These details are entered each time you make a payment as student information is not held within the payment system. **There is also the option to enter the Student Registration Number and Invoice number if you are aware of them, these are optional fields OR there is also the option to enter the Student Registration Number and Invoice number these are not used at our school, please leave blank.**

This is a secure payment system hosted by Westpac to ensure that your credit/debit card details are captured in a secure manner, these details are not passed back to the school.

You have the ability to check and change any details of the payment before the payment is processed. Receipts can be emailed and/or printed.

Details of the payments are passed daily to the school where they will be receipted against your child's account. As a receipt has been issued from the payment page a further receipt will not be issued by the school.

Change of Contact Details

Date: _____

Student's Name: _____ Class: _____

Parent/Carer 1

Name: _____

Home Telephone: _____

Work Telephone: _____

Mobile: _____

Address: _____

Parent/Carer 2

Name: _____

Home Telephone: _____

Work Telephone: _____

Mobile: _____

Address: _____

Emergency Contacts.

Name: _____ Number: _____

Relationship to student: _____

Name: _____ Number: _____

Relationship to student: _____

Option to Email Correspondence

The school has the option to send correspondence to parents and carers via email.

Can you please complete the form below and advise us if you would like to take up this option?

Student: _____ Class: _____

☐

Yes, please send all letters and notes to this email address:

☐

No, I'd like to keep receiving physical copies of letters and notes.

FERNHILL COMMUNITY NOTICES

New Shade Sails

Last year our P&C applied to SUEZ Community Grants Program and we were awarded a \$15,000 grant for UV-Protective shade sails to shade the play equipment area.

The sails were installed during the school holidays . Our families can feel comfortable now knowing their children are protected from the harsh sun during break times.

We would like to say a huge thank you to our P&C for organising the application and to SUEZ for providing the grant that gave us some much needed shade in our playground.



Library Volunteers Honoured

Fernhill School has a fantastic Community and we have had the opportunity to acknowledge and thank some of these members.

Upon opening our new school in Jan 2017 these ladies knocked at our door in week 2 of Term 1 and asked could they volunteer and help us with anything– and that they have!!

Every week these ladies have come along and assisted with the biggest task of setting up a school library. Some weeks they even bring along other friends from their craft group to help. It's lovely to hear them chatting and laughing as they cover books and do any other thing we ask. They are amazing!!!!

Whilst we still have not completely set up the library we can now see the light at end of tunnel from the hard work of our ladies.

Late 2017 we had a wonderful opportunity to nominate them to receive a Premier's Volunteer award for their hard work .

Two weeks ago they were very humbled to be told to “frock up” for their next visit as they would be recognised for their hard work.

Their smiles tell the story of their pride and we are extremely happy to have them as part of our Fernhill School Community.

Well done ladies.

Library volunteers honoured for behind the scenes work



Member for Mulgoa Tanya Davies with Matha Thornley and Linsey Hall.
Photo: Meinda Jane

EMILY NEWTON

When opening a new school, there's a very long list of jobs to get done once construction has finished.

Something that doesn't immediately come to mind, as Fernhill School found out last year, is making sure the books in the library are ready to go.

Luckily for the Glenmore Park-based school, Matha Thornley and Linsey Hall were more than happy to lend a hand.

“Even if it wasn't covering the books, we'd say ‘what else can we do,’” Ms Thornley said humbly.

“We watched the school being built. I have a grandchild with autism and I just wanted to play my part.”

Alongside other volunteers, Ms Thornley and Ms Hall helped laminate, label, stamp and organise about \$23,000 worth of books last year.

The pair's hard work was recognised, awarded certificates by Mulgoa MP Tanya Davies through the Premier's Volunteer Recognition Program.



Scholastic Book Club 2018


Scholastic Book Club Brochures will be sent home regularly throughout the year. There is no obligation to purchase. The school does receive points from your purchases we can use to obtain resources. If you are interested in purchasing ***please order online as no cash or orders will be taken through the school.***

With compliments
Leanne Hayes
Bookclub Co-ordinator.

Issue 1 Orders Close:
21/02/18

FERNHILL SCHOOL | 12-40 Ridgeway Drive, GLENMORE PARK NSW 2745 |
PH: 02 4733 0388 | FAX: 02 4733 0644 | E: fernhill-s.school@det.nsw.edu.au | www.fernhill-s.schools.nsw.edu.au

Kylie's Kitchen Budget Tips


Nutrition Snippet

The simplest way

...to make zucchini and corn fritters

Ingredients

- 2 zucchinis, grated & liquid squeezed out
- 1 cup frozen or canned corn kernels
- 1 cup red capsicum, finely diced
- 4 eggs
- ½ cup grated Parmesan cheese
- ½ cup chopped, fresh dill
- 6 tbsp wholemeal flour
- Olive oil spray




Method

1. Place the zucchini, corn, capsicum, eggs, Parmesan, dill and flour in a bowl. Mix well.
2. Spray a large fry pan with olive oil and heat over a medium heat. Working in batches, fill an ice-cream scoop (or large spoon) with the mixture and drop onto the pan. Flatten the fritters out slightly with a fork. Cook for approximately 4 minutes or until brown, flip and continue to cook until that side is brown and cooked through.

Visit healthylunchbox.com.au for recipes & information you can trust.

The Eat It To Beat It program is supported by the Nepean Blue Mountains Local Health District Live Life Well @ School Program.



Fun easy recipes & tips to

Nutrition Snippet

The simplest way

...to get the kids eating more fruit and veg!

Want to learn how to create easy, budget-friendly family meals, entice fussy eaters and eat well to prevent cancer?

Register for a FREE Fruit & Veg Sense workshop to get simple tips and ideas on:

- saving money by eating more fruit and veg;
- changing family favourites into healthy meals; and
- learning clever ways to entice fussy eaters.

All participants receive a FREE recipe book.

We have proven results that this workshop helps parents to eat more fruit and veg. And if you eat more fruit and veg, your children will too!

For more information visit www.eatittobeatit.com.au or join us at [facebook.com/eatittobeatit](https://www.facebook.com/eatittobeatit)

The Eat It To Beat It program is supported by the Nepean Blue Mountains Local Health District Live Life Well @ School Program.



Nutrition Snippet

The simplest way

...to choose a sun-safe hat!

Hats are one of the easiest ways to protect you from UV radiation.

Like all sun protection, hats are needed when the UV is 3 or above. Download the free SunSmart App to find out when the UV level will be over 3. Most parts of NSW experience high UV throughout the year, especially from October to March.

A sun-safe hat protects the whole face, head, back of the head and ears.

Styles of Sun-safe hats:

- ✓ Broad-brimmed
- ✓ Bucket
- ✓ Legionnaire-style



Baseball caps and sun visors do not protect the cheeks, ears and back of the neck and are not recommended.

For more information visit www.eatittobeatit.com.au or join us at [facebook.com/eatittobeatit](https://www.facebook.com/eatittobeatit)

The Eat It To Beat It program is supported by the Nepean Blue Mountains Local Health District Live Life Well @ School Program.





TIP– Stay Sun Smart!!!!



How To Install Skoolbag On Your Smartphone

For iPhone and iPad users:

1. Click the "App Store" icon on your Apple device.
2. Type your school name in the search, using suburb name will help.
3. You will see your school appear, click "Get" then "install".
4. The app is FREE to download.
5. When installed click "Open"
6. Select "OK" to receive push notifications, when asked.
7. Click the "More" button on the bottom right of the App, then "Setup".
8. Toggle on the Push Categories that are applicable for you by tapping the on/off switch.



For Android users:

You must first have signed up with a Google Account before installing the app.

1. Click the "Play Store" button on your Android Device
2. Click the magnifying glass icon at the top and type in your school name, using suburb name will help.
3. Click the school name when it appears in the search.
4. Click the "Install" button.
5. Click "Accept" for various permissions (please note, we do not modify any of your personal data on your device).
6. Click "Open" when installed.
7. Click the "More" button on the bottom right of the App, then "Setup".
8. Toggle on the Push Categories that are applicable for you by tapping the on/off switch.


Please Note: Some brands of Android phones need the setting in "Notification Manager" changed to "Allow" instead of "Notify" in order for the push notifications to work. The phone must also be running at least version 4 system software to run the app.



For Windows 8.1 Phone and Windows 8.1 or 10 device users:

1. Go to the Windows Store on your 8.1 Windows Phone or Windows 8.1/10 Device
2. Search for "Skoolbag" in the keyword app search
3. Install the Skoolbag app
4. Find your school either by using the keyword search or location service.
5. Click the "Pin" icon to pin the school tile to your Windows Phone home screen.
6. Click the "More" button on the bottom right of the App, then "Setup"
7. Toggle the Push Categories that are applicable to you by tapping the on/off switch.

Please Note: The Skoolbag Windows App is for 8.1 version Windows Phones, or Windows 8.1 and 10 devices.





FERNHILL School - Term 1 2018

	MONDAY	TUESDAY	WEDNESDAY	THURSDAY	FRIDAY
3	12 th Feb Epilepsy Day-Purple Day	13 th Feb	14 th Feb	15 th Feb	16 th Feb
4	19 th Feb SWIM PROGRAM K-6	20 th Feb SWIM PROGRAM K-6	21 st Feb SWIM PROGRAM K-6	22 nd Feb SWIM PROGRAM K-6	23 rd Feb SWIM PROGRAM K-6
5	26 th Feb SWIM PROGRAM K-6	27 th Feb SWIM PROGRAM K-6	28 th Feb SWIM PROGRAM K-6	1 st Mar SWIM PROGRAM K-6	2 nd Mar SWIM PROGRAM K-6
6	5 th Mar Dr Suess Day	6 th Mar Information Evening	7 th Mar	8 th Mar	9 th Mar
7	12 th Mar	13 th Mar	14 th Mar	15 th Mar	16 th Mar
8	19 th Mar	20 th Mar	21 st Mar Harmony Day	22 nd Mar	23 rd Mar
9	26 th Mar	27 th Mar	28 th Mar Easter Hat Parade	29 th Mar	30 th Mar GOOD FRIDAY
10	2 nd Apr EASTER MONDAY	3 RD Apr School Photos	4 th Apr	5 th Apr	6 th Apr Autism Awareness Day
11	9 th Apr	10 th Apr	11 th Apr	12 th Apr	13 th Apr
Hols	Hols	Hols	Hols	Hols	Hols



CONTACT US

FERNHILL SCHOOL | 12-40 Ridgetop Drive, GLENMORE PARK NSW 2745 | **PRINCIPAL:** Julie Raciborska |
PH: 02 4733 0388 | **FAX:** 02 4733 0644 | **E:** fernhill-s.school@det.nsw.edu.au | **www.fernhill-s.schools.nsw.edu.au**